
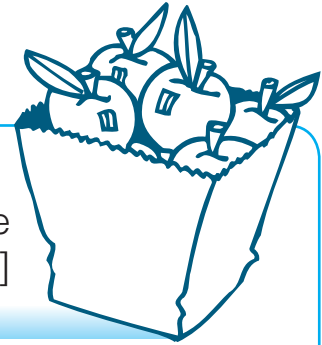


# Justin and the Magic Apples

Read the book cover.



## 1 Right there



- (a) Write words from the book cover to answer the questions. [3]

Scanning for specific information

- (i) Who wrote the book?

\_\_\_\_\_

- (ii) Who drew the pictures for the book?

\_\_\_\_\_

- (iii) What is the title of the book?

\_\_\_\_\_

- (b) Colour the correct answers. [3]

Recalling main ideas and key details

- (i) The name of the boy in the book is  .

- (ii) The magic fruit in the book is  .

- (iii) Justin is   to receive the magic apples.

## 2 Think and search

- (a) Draw lines to match the names to the correct titles. [2]

Scanning for specific information

Ian Celson • • illustrator

Amy White • • author

- (b) Colour 'Yes' or 'No' to answer the questions. [3]

Constructing meaning from visual texts

(i) Amy White's drawings are good.

YES

NO

(ii) The story is going to be interesting.

YES

NO

(iii) Justin has done something good to get the magic apples.


YES

NO

## 3 On my own

- Draw a picture to show what the magic apples will do for Justin. [3]

Using prior knowledge



## Try this

Using prior knowledge



- 1 Create a book cover of your own. Tick  the boxes when you have put in all the different parts. [8]

book title

cover illustration

name of author

name of illustrator

- 2 Write words to tell what you would like the magic apples to do for you. [2]



2. (a) Ian Celson — author  
Amy White — illustrator  
(!!) apples  
(!!!) happy

- Answers:**  
1. (a) (i) Ian Celson  
(ii) Amy White  
(!!!) Justin and the Magic Apples  
(b) (i) Justin