

How to Make Slime


Read the instructions.

WHAT YOU NEED:

- 1 cup of cornflour
- 3 to 6 drops of green food colouring
- 1 dropper (or small pouring jug)
- chopping board
- water (in a container)
- plastic film
- mixing spoon
- mixing bowl

WHAT YOU DO:


1 Put on your apron, roll up your sleeves and tie back your hair (if it is long).




2 Pour the cornflour into the bowl.




3 Add drops of water to the cornflour VERY SLOWLY and mix it with the spoon.




4 Add three to six drops of green food colouring to the mixture (depending on how green you would like your slime).



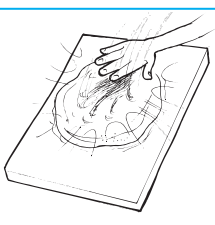
5 Add more drops of water to the mixture and stir it until it becomes very hard to stir.




6 Tip the slime out onto the chopping board, scraping around the sides of the bowl.




7 Slap the slime with your hand. It should feel hard like a solid object.



8 Hold the slime in your hand and open your fingers. Let the slime run through your fingers like a liquid. (If it doesn't, put it back in the bowl and add more water — not too much!)



9 Roll the slime into a ball and throw it onto the chopping board. What does it do?



10 Wrap the slime in plastic film and take it home. Impress your family with the mystery of your slimy creation!

1 Right there

Scanning for specific information



(a) Write the numbers that match the following instructions. [5]

(i) Add food colouring to the mixture.

(ii) Roll up your sleeves.

(iii) Scrape around the sides of the bowl.

(iv) Wrap the slime in plastic film.

(v) Throw the slime onto the chopping board.

(b) Complete the following sentences. [4]

(i) At step 5, you should stir the mixture until it _____

(ii) You can add three to six drops of food colouring, depending

on _____

2 Think and search

Making inferences

- (a) Why should you wear an apron when making slime? [2]

- (b) Why do you think the words 'very slowly' in step 3 are in capital letters? [2]

3 On my own

- (a) Do you think you could follow the instructions to make slime? [1]

Using prior knowledge

YES NO


- (b) Why do you think the writer calls the slimy creation a 'mystery'? [2]

Making inferences

Try this

- 1 A verb is an action word. Texts that give instructions usually start with a verb. List the eight verbs that begin the instructions in 'How to Make Slime'. (Three are the same.) [8]

Scanning for specific information



Try this

- ② Think of something that you know how to do. It could be making your breakfast, making your bed or setting the table. Write instructions for this. Start the instructions with verbs. Draw pictures for your instructions. [15]

Using prior knowledge

How to _____

① _____

② _____

Try this

③

④

Answers:
 1. (a) (i) 4 (ii) 1 (iii) 6 (iv) 10 (v) 9
 (b) (i) becomes very hard to stir.
 (ii) how green you would like your slime.

Try this
 1. put, pour, add, tip, slap, hold, roll, wrap